

## **Entry Doors Standard**

An architecture review form must be submitted and approved before any changes can be made to a unit.

### **STRUCTURE:**

Doors are to be of a solid steel exterior door structure (24 gauge galvanized), most of them have an interior wood frame and the core is filled with a variety of things.


### **DÉCOR:**

A solid windowless door is the preferred and recommended choice. However, there are four doors with windows that are accepted by the Association. Please see the sketch below for the approved styles.


### **COLOR:**

Doors are to be painted with the color and brand of paint that the Association is using at the time. Check with the property manager for the correct paint.

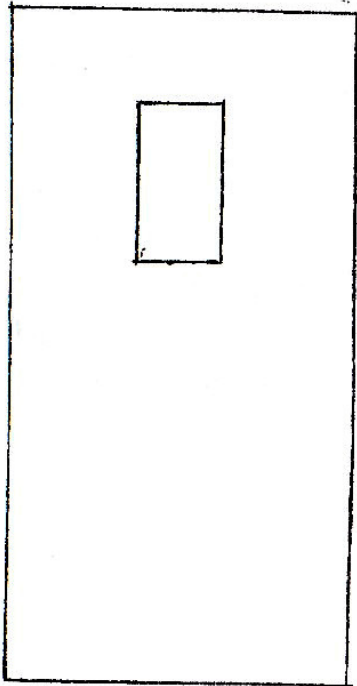
EXISTING DECORATIVE DOORS



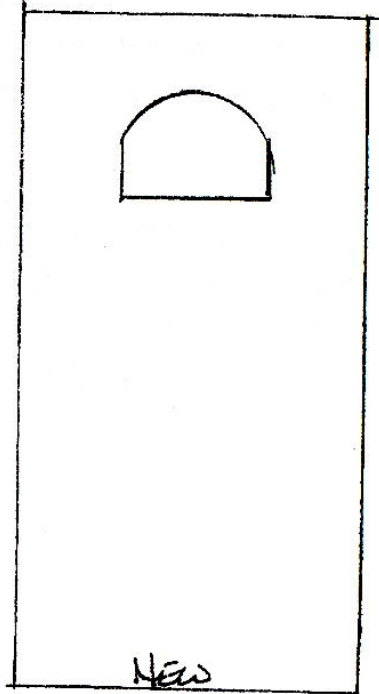
CRESCENT



OVAL



RECTANGLE



NEW

CRESCENT/RECTANGLE